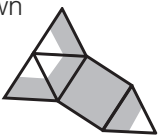
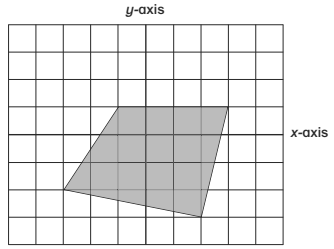

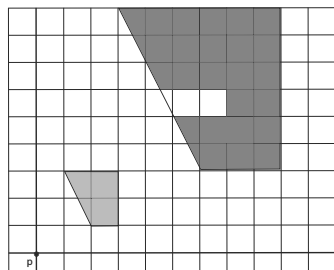


Answers and mark scheme

Year 6 Geometry

Test 4(E)	Mark	Extra Information
1. Angle drawn accurately	1	Accept 144–146° inclusive
2. All four faces shaded as shown 	1	Accept response if the intention is clear, even if more or less than half of each face is shaded
3. Ticks second and third nets	1	Both required
4. $x = 34$ $y = 68$	2	1 mark for each answer
5. 98	1	
6. 	2	Award 1 mark for shape correctly reflected but in incorrect position.
7. Accept two lines that are parallel, e.g. 	1	
8. 62	1	
9. a) 36 b) 120	a) 1 b) 1	
10. 4 th box indicated only	1	
11. 	2	Award 1 mark for the correct enlargement but in the incorrect position