


Pendragon Class



Topic - Learning Pack

Welcome to your Topic Home Learning Pack 4!

In this pack we have given you activities for Music, Geography, History, RE, Art, D&T, PE, PSHE and Science. We have provided a timetable to help guide you on when to do each activity, but please feel free to do these in your own time and do as much or as little as you can! As indicated on the timetable, some of these activities will be accompanied by a recorded lesson which will be made available to you on Tapestry.

If you have any questions about any of the activities, please feel free to contact Miss Bridge, Mrs Berkley or Mrs McLeod and we will get back to you as soon as we can! We hope you enjoy the tasks we have set for you!

We have split our topic work into two focuses this time:

Week 1:

Pancake Day



Week 2:

Chinese New Year



Week 1:

Stories about Pancake Day:

Mr Wolf's Pancakes: <https://www.youtube.com/watch?v=CXQDiqHp-xM>

Pancakes, Pancakes!: <https://www.youtube.com/watch?v=MjKUEJBpA4s>

Curious George Makes Pancakes: <https://www.youtube.com/watch?v=R5RtR-l7eWo>

Poppy's Pancake Day: <https://www.youtube.com/watch?v=lmq-wWq-hGU>

Songs about Pancake Day:

Pancake Song: <https://www.youtube.com/watch?v=UUoEd8DLM4M>

I Like Pancakes: <https://www.youtube.com/watch?v=vPccTY3sph4>

Pancake Day Rap: <https://www.youtube.com/watch?v=sXPTpO3snc0>

Week 2:

Stories about Chinese New Year:

The Story of the Lunar New Year: <https://www.youtube.com/watch?v=GVPHdFX9iHY>

Ruby's Chinese New Year: <https://www.youtube.com/watch?v=XfoOGzSciL8>

Runaway Wok: https://www.youtube.com/watch?v=og_ISSPphOo

How to Catch a Dragon: <https://www.youtube.com/watch?v=XPmmSTfLuEI>

Songs about Chinese New Year:

Chinese New Year Song: <https://www.youtube.com/watch?v=by5sTzh67fU>

Monday 22nd February 2021

Music:

We have included music in your pack this time and for your activity today we would like you to have a go at making a tune/song using kitchen utensils!

On Tuesday 16th February (during half term) it was pancake day! If you were lucky enough to make some pancakes, you will know that we need lots of different equipment to help us make them. You may have noticed that the equipment made lots of different sounds when you used it!

For this activity, we would like you to use some of your kitchen equipment to make a tune. You could use forks, spoons, mugs, plates, a high-sounding pot or pan or a low-sounding one, whatever you have available!

Before you start making your tune, we would like you to practise clicking your fingers together in time, whilst you count out a beat. E.g, 1...2...3...4, 1...2...3...4 etc. This will help you find a rhythm.

You may wish to recreate a tune you already know, or you may want to come up with your own, it is up to you! We recommend watching this video, which may help inspire you!

<https://www.youtube.com/watch?v=fOCaNBGMMgE>

We would love to hear some of your tunes on Tapestry, so please take a video and upload it for us to see!



Tuesday 23rd February 2021

Geography:

In the UK, pancake day is celebrated each year on Shrove Tuesday. The countries within the UK have lots of different traditions relating to pancake day, which we are going to look at for today's activity. To start with, can you label these countries within the UK? You may need to use an atlas or Google Maps to help you!



Scotland

England

Wales

Northern Ireland

For the next part of your activity, please read the information below about some traditions which belong to each country relating to pancake day.

Ireland

In the past, the eldest unmarried daughter of the family would toss the first pancake to predict if she would be married that year.

Scotland

In some parts of Scotland pancakes are called drop scone or dropped scone.

Wales

Crempogs, also known as Ffroes, are thicker than the traditional English style pancake often eaten on Pancake day.


England

One of the most famous pancake races takes place in Olney in Buckinghamshire, England.

Finally, we would like you to create a story of a person travelling on a journey who decides to visit all of the countries to learn about pancakes. Please include the facts above in your writing!

As an extra challenge, you could use the compass below to include some directions. For example:

On a cool, sunny day in February, a boy began his journey in England and learned about the famous pancake races in Olney. Next, he travelled North until he reached Scotland, where he learned about...



[illegible]

Wednesday 24th February 2021

PE:

Please follow the link on Tapestry for today's PE lesson with Miss Watts!



PSHE:


Today we are focusing on valuing difference.

We are all different - sometimes we like the same things as each other and sometimes different things. This makes us special. Here are some questions for you to discuss:

- What would it be like if everyone was the same?
-
- Can you think of some reasons why it's good that people are different from each other (e.g. we have different skills and talents, so we can help each other. It's good for teamwork. It makes life more interesting. Different people come up with different ideas, inventions, answers to problems and things that can help the world to be a better place for all of us).

Your activity today focuses on the book 'Elmer' by David McKee. Here is a video narration of the story: <https://www.youtube.com/watch?v=ZFrD18XLmIM>, or if you have the book at home you could have a go at reading it yourself!

After you have read the book, talk about the party that the elephants had at the end of the story. Point out how all the elephants decorated themselves to include Elmer; this was to celebrate Elmer's differences and special qualities. By making themselves colourful and patterned the elephants showed Elmer he is part of the herd (group).



Here are some questions for you to think about:

- How does Elmer feel when they have the party?
- How do the other elephants feel when they give the party for Elmer?
- When we are kind to each other, how does that make us feel?
- Does it matter if we are all a little bit different? Why/why not?

Thursday 25th February 2021

RE:

We would like you to have a go at an RE activity today, as pancake day is a very important part of the religion of Christianity. Pancake day, which is also known as Shrove Tuesday, is the day before Lent begins on Ash Wednesday. Lent is a period which lasts until Easter, during which Christians sacrifice by 'giving up' things, as a replication of Jesus' sacrifice of his own life for them.

We have recorded a lesson to accompany today's activity, which you will need to watch to help you answer today's questions. Once you have watched the lesson, here are the questions for you to have a go at:

1. What does Lent mean for Christians?

2. What three things could you do during Lent?

3. Why do some people give up certain things, such as chocolate?

4. What colour is used during Lent and why?

We would also like you to think about what foods or items you would give up for lent. Write down your ideas on the next page, then draw some pictures of the things you would give up in the space provided.



Friday 26th February 2021

D&T:

For your D&T activity today, we have two options for your task. The focus is on making pancakes! You can either:


- 1) practice your scissor skills by cutting out the toppings to decorate a pancake with, or
- 2) make your own pancakes following a step-by-step recipe and using real ingredients!


We have included resources for both activities; you can do one or the other, or both if you would like to!



Activity 1:

Practice your scissor skills by cutting out and assembling a pancake! Cut out the toppings by following the dotted line with your scissors.





Activity 2:

Have a go at making the pancake recipe below. You will need to accurately measure out your ingredients, use all of the equipment carefully and make sure you follow the step-by-step instructions!



Pancake Recipe



Ingredients

100g plain flour
300ml milk
2 eggs
1tbsp caster sugar
Lemon juice

Equipment

Sifter
Large mixing bowl
Kitchen scales
Measuring jug
Measuring spoons
Wooden spoon
Frypan
Spatula
Stove

Method

1. Sift the flour into the mixing bowl.
2. Crack the eggs into the bowl.
3. Pour the milk into the bowl.
4. Stir vigorously until smooth.
5. Pour a spoonful of the mixture into a hot frypan (you may want to use oil).
6. Turn the pancake when the bubbles begin to pop.
7. Serve sprinkled with lemon juice and sugar.

Monday 01st March 2021

Art:

For our art today, we have a few activities for you to have a go at. You can pick just one or have a go at them all if you would like to!

Activity 1: Design a dragon mask using traditional Chinese colours such as red and gold. You could colour, paint, collage or use a range of different materials.

Below is a template you can use if you would like to, once you have finished, ask an adult to cut out the eye holes. You could even tie some string on each side so you can try the mask on!



Activity 2:

Create a traditional Chinese Lantern by following the step-by-step instructions below!

Chinese Lantern

Supplies

- A4 coloured card
- PVA glue
- Scissors
- Sequins
- Glitter
- Ribbon
- Sticky tape



- 1 First fold the piece of card in half lengthways. Now hold the card horizontally from the folded edge and use scissors to cut lines which go from the fold, down towards the edge of the card. Make sure that the cuts stop before the edge of the card! Also make sure to space them out so that there is around 3cm between each cut.



- 2 Now open the card out and lay it flat so that it is ready to decorate. You can use PVA glue to cover parts of the lantern with glitter. You can also stick on some sequins and lengths of ribbon along the bottom edge.



- 3 Once completely dry, bend the card around into a cylinder shape. Secure it in place using sticky tape.



- 4 Now make a handle for the lantern. You can use a piece of ribbon and attach it to the top of the lantern on the inside.

Activity 3:

This activity is both arty and musical! Have a go at creating a traditional Chinese drum by following the step-by-step instructions below!

Chinese Drum

Supplies

- Large lolly stick or art straw
- 2 paper plates
- Paint
- Paintbrushes
- Ribbon, string or wool
- Buttons or beads
- Hole punch

- PVA glue
- Sticky tape



- 1 First paint the lolly stick or straw on both sides, in your chosen colour and leave to dry.



- 2 Using the sticky tape, attach the lolly stick/straw onto the bottom inside edge of one of the paper plates.



- 3 Spread PVA glue onto the inside rim of each plate, then stick the plates together to form the drum.



- 4 Now add some colour to the drum. We have used red paint to carefully cover the outside rim of each plate.



- 5 Using black paint, paint a Chinese symbol onto the middle of each side of the drum. Leave the paint to dry.



- 6 Using the hole punch, make a hole on the left and right sides of the drum, halfway down.



- 7 Cut two short lengths of ribbon, string or wool. Then thread one piece through each hole and tie them into place.



- 8 Thread buttons or beads onto the ends of each string and tie into place.

Tuesday 02nd March 2021

Science:

For science today, we would like you to have a go at an experiment – making fireworks in a jar!

The Chinese New Year is often celebrated with beautiful, bright fireworks so we thought we'd see if we could try and safely recreate some miniature fireworks with you at home.

Instructions for the experiment are on the next page. We have some questions we would like you to consider, before, during and after the experiment, and have provided space below for you to write down your thought and ideas.

We'd love to see the results of your experiment, so please take some videos and upload them to Tapestry!

Before:

Make a prediction – What do you think will happen when you add the oil and food colouring to the water? Why?

During:


Write down your observations – What is happening? Why do you think it is happening/what is causing it to happen?

After:

Evaluate the experiment – Were your predictions correct, or did something different happen instead? Were you able to follow the instructions carefully? Did you enjoy the experiment?

You Will Need

- A jam jar or similar
- A small bowl or dish
- Cooking oil
- Different coloured food colouring
- Fork



This is a great experiment to try at home or at school. It only needs a few basic ingredients and everyday kitchen equipment.

Method

- 1 Fill the jar about $\frac{3}{4}$ full with the warm water.
- 2 Mix the oil and a few drops of food colouring together in the bowl with a fork.
- 3 Pour the mixture slowly into the jar with the water.
- 4 Watch as the fireworks begin!

The Science Bit

When the oil and food colouring are poured into the water, it stays on top of the water, but soon the food colouring starts to sink into the water, leaving colourful trails as it falls and dissolves.

Safety:

Do not try to use boiling water for this experiment. Always get a grown-up to help you when you are doing science.



Wednesday 03rd March 2021

PE:

Please follow the link on Tapestry for today's PE lesson with Miss Watts!



PSHE:


Today we are continuing to focus on valuing difference. Remember - we are all different; sometimes we like the same things as each other and sometimes different things.

Here are some questions for you to discuss today:

- Why is kindness important?
- What quick and easy ways to show kindness are there? For your activity today, we would like you to design a poster displaying how you can show kindness. There is a template for you to use on the next page and we have also included some key words below to help you, which you can colour in as well if you would like to!



Be Kind



Thursday 04th March 2021


History:

Please start by watching this video which explains the history of the Chinese New Year and how it is celebrated! <https://www.youtube.com/watch?v=GVPdFX9iHY>.

For your activity today, we would like you to compare some traditional and historical Chinese clothing to some traditional and historical British clothing. Have a look at the pictures below and write a description of the clothing. What colours and materials have been used? Who do you think the clothes are for? Were they rich or poor? Would you wear the clothes now? You may also want to consider what is similar and what is different about the clothing.










Once you have compared the clothes above, have a go at designing some of your own Chinese clothing using the templates below.



Friday 05th March 2021

Quiz:

Today you will have a 'Quiz of the Week' which will be available for you to view on Tapestry!

