

Merlin Class


Reception



English - Learning Pack

English

This time we will be using the book 'Rumble in the Jungle' for inspiration with our English work. The video to view this book can be found here: <https://www.youtube.com/watch?v=fgdfofQegaM>



In this pack you will find activities to match the English and Phonics task outlined on the Timetable.

Phonics:

We are going to have a look at these sounds:
qu, ch, sh, th

We are going to work on these tricky words:
He, she, the, to

Week 1 (qu, ch)

Monday:

Learn to read words:

<https://www.youtube.com/watch?v=Kr75ZFy81aA&list=PLuGr6z2H2KNGLy2Tckcy8Kk8u10mXgcmi&index=21>

Practise reading and writing your tricky words: **he, she, the, to**

Tuesday:

Video to introduce the new sounds (qu):







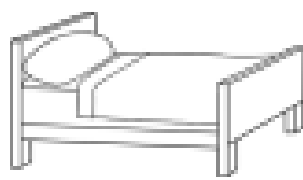


<https://www.youtube.com/watch?v=mvK38n-508&list=PLuGr6z2H2KNHY2HITC9jV0a65ED0aD2Ry&index=29>

Jolly Phonics Song: <https://www.youtube.com/watch?v=JluAxsek-zQ>

Practise reading and writing your tricky words: **he, she, the, to**

Wednesday:

Activity to support new sound (qu): Find and write the 'qu' words

 <div data-bbox="135 896 550 1041"> <div></div> <div></div> <div>l</div> </div>	 <div data-bbox="582 896 997 1041"> <div></div> <div></div> <div>n</div> </div>	 <div data-bbox="1029 896 1444 1041"> <div></div> <div></div> <div>ll</div> </div>
 <div data-bbox="135 1388 550 1534"> <div></div> <div></div> <div>zz</div> </div>	 <div data-bbox="582 1388 997 1534"> <div></div> <div></div> <div>ck</div> </div>	 <div data-bbox="1029 1388 1444 1534"> <div></div> <div></div> <div></div> <div></div> </div>
 <div data-bbox="135 1881 550 2027"> <div></div> <div></div> <div>d</div> </div>	 <div data-bbox="582 1881 997 2027"> <div></div> <div></div> <div>ck</div> </div>	 <div data-bbox="1029 1881 1444 2027"> <div>p</div> <div></div> <div></div> </div>

Thursday:

Video to introduce the new sounds (ch):

<https://www.youtube.com/watch?v=tuzFWRkKh8A&list=PLuGr6z2H2KNGLy2Tckcy8Kk8u10mXgcmi&index=15>

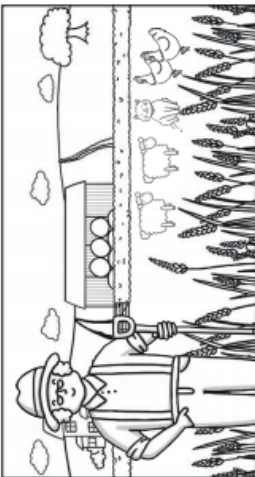
Jolly Phonics Song: <https://www.youtube.com/watch?v=UiT2nd4GJJQ>

Practise reading and writing your tricky words: **he, she, the, to**

Friday:

Activity to support new sound (ch): Can you spot the sound 'ch' in this story. Parents might need to read this for the children.

Chuck the Chick




On a farm, near the coast, a farmer kept animals. He had dogs, cats, sheep, goats and hens.



The hens laid eggs. In the winter, a red hen laid a big egg.



The egg got such a big crack in. In the egg, was a soft chick. Chuck was the chick. His mum fed him and got him a soft bed.



For his dinner, Chuck had seeds and nuts. The seeds and nuts went 'crunch'.



He had such a lot of food. His mum had to check he did not munch too much.

Week 2 (sh, th)

Monday:

Video to introduce the new sounds (sh):

<https://www.youtube.com/watch?v=7fE27v8n7Vw&list=PLuGr6z2H2KNGLy2Tckcy8Kk8u10mXgcmi&index=13>







Jolly Phonics Song: <https://www.youtube.com/watch?v=3uyqR3u4itg>

Practise reading and writing your tricky words: **he, she, the, to**

Tuesday:

Activity to support new sound (sh): Roll the dice and read the word.

Phase 3 Roll and Read - sh

	ship	shop	shed	shell	fish
	cash	bash	hush	rush	shock
	rush	fish	bash	shed	ship
	shop	shell	cash	hush	rush
	bash	shop	shell	rush	shock
	fish	shed	ship	cash	hush



Wednesday:

Video to introduce the new sounds (th):

https://www.youtube.com/watch?v=kLBtb1PFV_g&list=PLuGr6z2H2KNGLy2Tckcy8Kk8u10mXgcmi&index=11

Jolly Phonics Song: <https://www.youtube.com/watch?v=q6HxU8Z0HGs>


Practise reading and writing your tricky words: **he, she, the, to**

Phonics Activity Mat: th

Thursday:

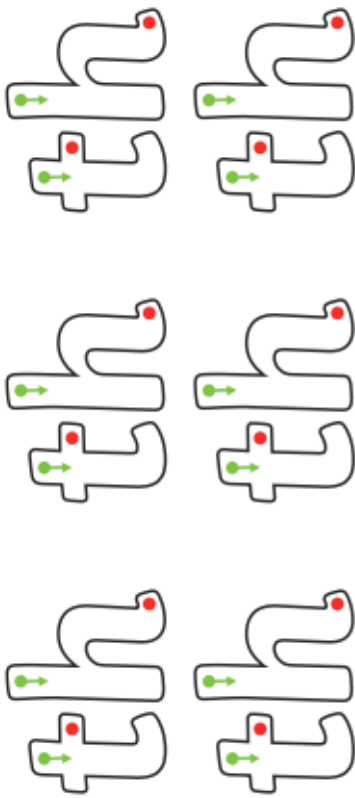
Activity to support new sound (th):

Can you write the sound 'th' in this word?

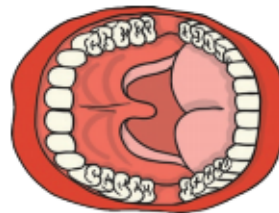


ba _

Can you write 'th'?




Circle the words that have the 'th' sound.



3



Colour all the bubbles that show 'th'.



Friday:

Learn to read words:

<https://www.youtube.com/watch?v=kl4NZz1JbHE&list=PLuGr6z2H2KNGLy2Tckcy8Kk8u10mXgcmi&index=10>

Practise reading and writing your tricky words: **he, she, the, to**

English Tasks

All we ask is that you have a really good go. Please try to remember all the amazing writing skills you have learnt at school.

Do not forget your big 3 when writing sentences:

1. Capital letters
2. Finger spaces
3. Full stops

Try to make sure that your writing is as interesting and as exciting as you can make it. Using super words to describe. Above all have fun writing!

We have attached a phonics sound sheet to help to you to remember to use your phonics in your writing.

Week 1

Monday - Brainstorming

After watching the story 'Rumble in the Jungle', choose your favourite animal in the story to write about.

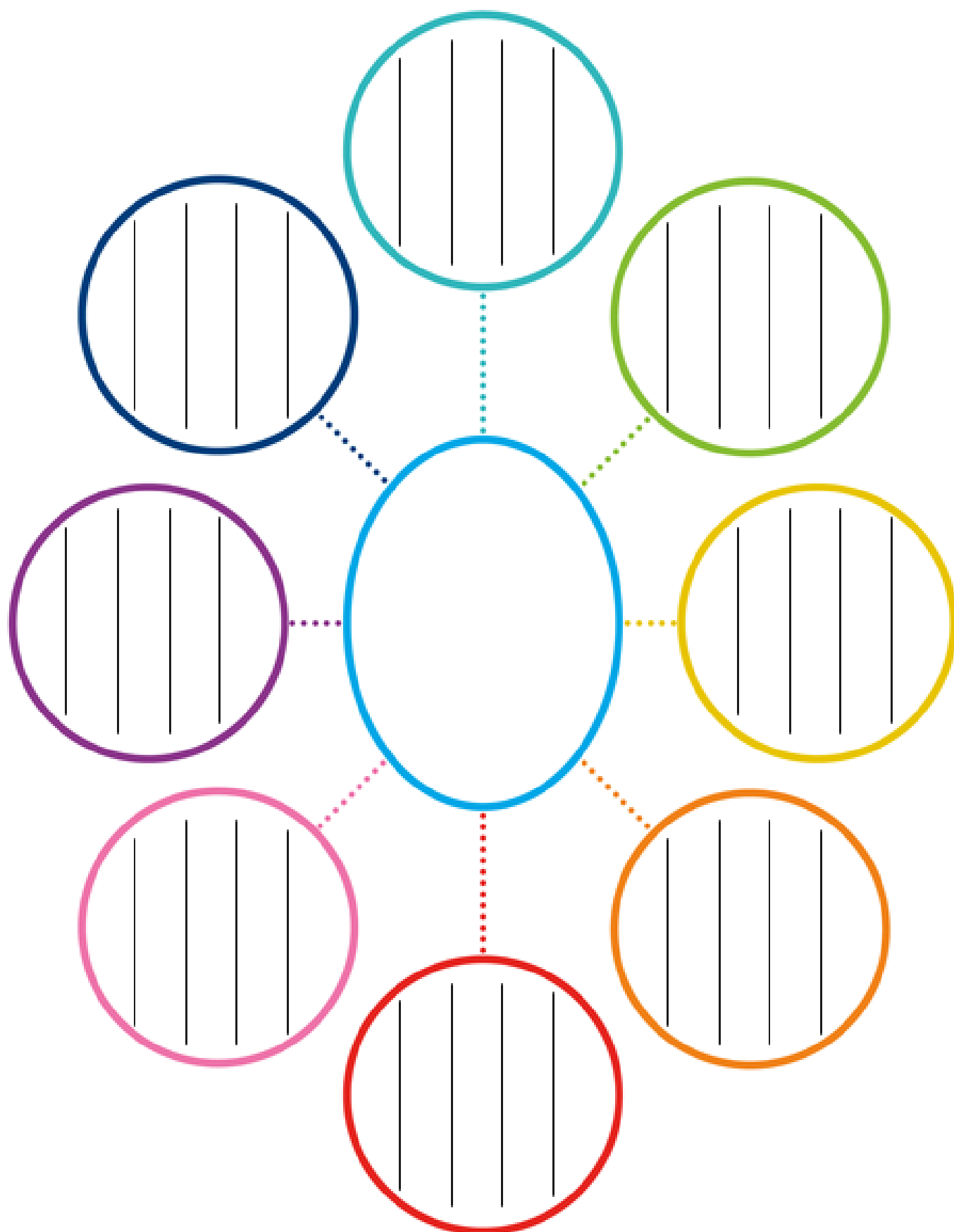


Before we can start writing about our animal, we need to think of some amazing words to describe your chosen animal. Then, tomorrow we are ready and prepared to write about it.

So, we are going to do a brainstorm to help us to think of words. You may want to use the layout I have attached below, or you may want to do your own. Make sure you write your chosen animal in the middle and your amazing words to describe around it in the bubbles. Remember when we are brainstorming, we don't need to write in full sentences, single words will do.

When thinking of words to describe your animal you may want to use your five senses to help you:





Tuesday – Write about an animal

Now it is time to write about your chosen animal. Make sure you use your fantastic words from yesterday in your writing. Try to include key facts you have learnt or researched about your chosen animal and add as much description and detail as possible.

Wednesday – Handwriting

Letter Formation

Trace over this letter and then try writing your own.

j j


Complete the words below by writing in the correct letter.



__am



__og



__elly

Week 2


Monday – Charlie the Chimpanzee is caught

This is Charlie:



Charlie escaped yesterday from the zoo and the zookeepers can't find him anywhere? Have you seen him? Oh no, he is in your house. Charlie the chimpanzee is a rather cheeky chappy. He never does what he is told and is always causing havoc, unlike you guys at home, I hope!

Luckily the zookeepers have now found Charlie hiding in your house. They now need to get him back to the zoo and in the chimpanzee enclosure. However, I think Charlie might have other ideas...



Can you write about what Charlie the Chimpanzee does when he sees the zookeepers? Is he a good monkey and does he go straight back to the zoo or does he have other plans?


Tuesday – Reading Comprehension

Read the sentences and then add what is missing to the picture.

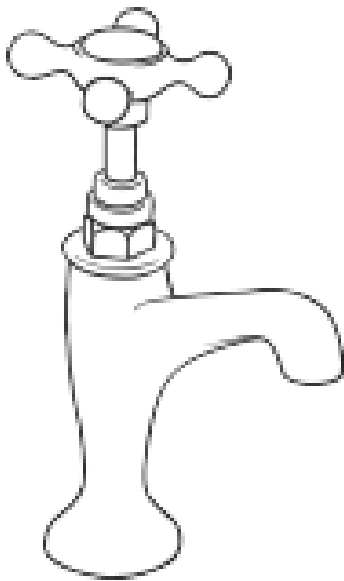
The cat has a hat.



The red hen is on the hut.



The tap is on.



The pet rat is in the mud.



Letter Formation

Trace over this letter and then try writing your own.

V

V

Complete the words below by writing in the correct letter.



___olcano



___ase




___egetables

Phase 2 Sound Mat



Phase 3 Sound Mat





twinkl.co.uk



