

# Merlin Class


## Year 1



# English - Learning Pack

# English

This time we will be using the book 'Rumble in the Jungle' for inspiration with our English work. The video to view this book can be found here: <https://www.youtube.com/watch?v=fgdfofQegaM>



In this pack you will find activities to match the English and Phonics task outlined on the Timetable.

## Phonics:

We are going to have a look at these sounds:  
**ay, ou, oy, ea**

We are going to work on these tricky words:  
**oh, their, people**

### Week 1 (ay, ou)

**Monday:**

Video to introduce the new sounds (ay):

<https://www.youtube.com/watch?v=6AiVFK9SMj0&list=PLuGr6z2H2KNHY2HITC9jV0a65ED0aD2Ry&index=30>

Practise reading and writing your tricky words: **oh, their, people**

**Tuesday:**

Activity to support new sound (ay): Find and write the 'ay' words



p



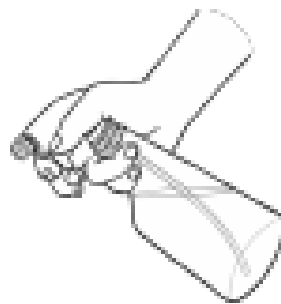
l



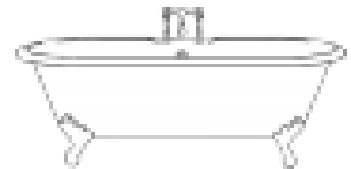
d



s



s




b



p



s



d

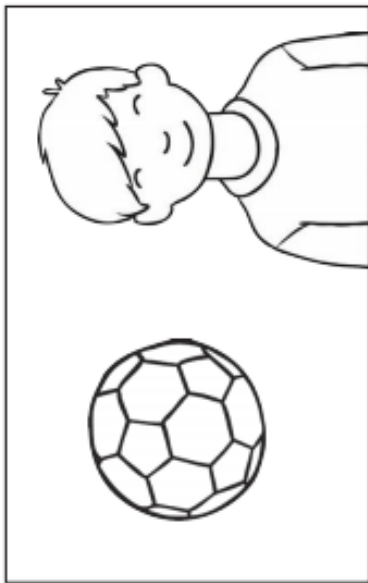
**Wednesday:**

Video to introduce the new sounds (ou):


<https://www.youtube.com/watch?v=mvK38n-508&list=PLuGr6z2H2KNHY2HITC9jV0a65ED0aD2Ry&index=29>

Practise reading and writing your tricky words: **oh, their, people**

# What a Foul!



Kiran was delighted about his first county football match. They were a good team and were bound to win.



He got to the football ground and looked around. The boys from Wessex County were big and loud.



As soon as the game began, one of the Wessex boys gave him a hard clout.


'You lout!' shouted Kiran. 'That was a foul!' But the referee had not seen the clout.

Thursday:

Activity to support new sound (ou): Can you find and spot the phoneme?

**Friday:**

Revise sounds learnt this week. Do you know all the sounds you have learnt? Can you write the correct sound when asked?



Practise reading and writing your tricky words: **oh, their, people**

**Week 2 (oy, ea)****Monday:**







Video to introduce the new sounds (oy):

[https://www.youtube.com/watch?v=6\\_33f0rHkFg&list=PLuGr6z2H2KNHY2HITC9jV0a65ED0aD2Ry&index=28](https://www.youtube.com/watch?v=6_33f0rHkFg&list=PLuGr6z2H2KNHY2HITC9jV0a65ED0aD2Ry&index=28)

Practise reading and writing your tricky words: **oh, their, people**

**Tuesday:**

Activity to support new sound (oy): Roll the dice and read the word.

	loyal	royal	joy	toy	enjoy
	boy	toy	loyal	enjoy	royal
	toy	joy	royal	loyal	boy
	enjoy	boy	toy	joy	loyal
	joy	enjoy	boy	royal	toy
	royal	enjoy	loyal	joy	boy

**Wednesday:**

Video to introduce the new sounds (ea):

<https://www.youtube.com/watch?v=WMGPt1WoOOc&list=PLuGr6z2H2KNHY2HITC9jV0a65ED0aD2Ry&index=27>

### Thursday:

Activity to support new sound (ea):

There are many different words spelt with 'ea'.

Can you spot which words are real and which are nonsense below?

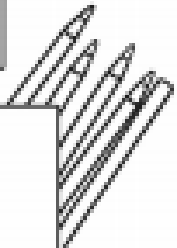
Fill in your key with a different colour for real words and nonsense words then colour in the correct boxes below:

Key

Real Words

☐

Nonsense Words

☐

dea	steam	glead	cleamy
beat	releat	heap	breat
deapy	treat	sweast	least
meat	zea	seat	rea
	sea	repeat	

### Friday:

Revise sounds learnt this week:

<https://www.youtube.com/watch?v=vPjBAj2HaTw&list=PLuGr6z2H2KNHY2HITC9jV0a65ED0aD2Ry&index=26>

Practise reading and writing your tricky words: **oh, their, people**

## English Tasks

All we ask is that you have a really good go. Please try to remember all the amazing writing skills you have learnt at school.

Do not forget your big 3 when writing sentences:

1. Capital letters
2. Finger spaces
3. Full stops


Try to make sure that your writing is as interesting and as exciting as you can make it. Using super words to describe. Above all have fun writing!

We have attached a phonics sound sheet to help to you to remember to use your phonics in your writing.

### Week 1

#### Monday - Brainstorming

After watching the story 'Rumble in the Jungle', choose your favourite animal in the story to write about.



Before we can start writing about our animal, we need to think of some amazing words to describe your chosen animal. Then, tomorrow we are ready and prepared to write about it.

So, we are going to do a brainstorm to help us to think of words. You may want to use the layout I have attached below, or you may want to do your own. Make sure you write your chosen animal in the middle and your amazing words to describe around it in the bubbles. Remember when we are brainstorming, we don't need to write in full sentences, single words will do.

When thinking of words to describe your animal you may want to use your five senses to help you:



TASTE



HEARING



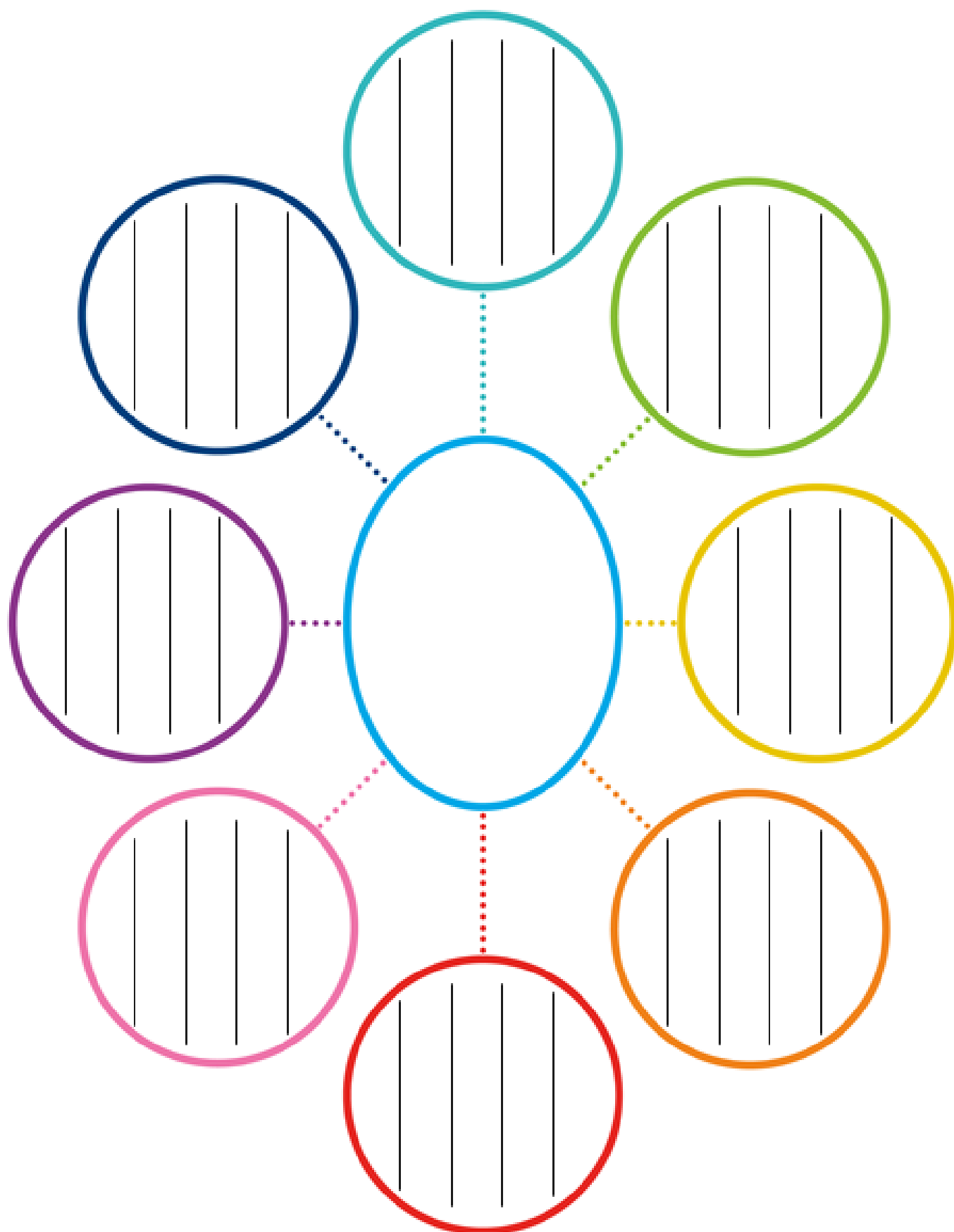
SIGHT



SMELL



TOUCH





## Tuesday – Write about an animal

Now it is time to write about your chosen animal. Make sure you use your fantastic words from yesterday in your writing. Try to include key facts you have learnt or researched about your chosen animal and add as much description and detail as possible.

## Wednesday – Handwriting (spellings)



Cover and write



Look, say and write



Look and say

water

away

good

want

over

how

did

man

# First 100 High Frequency Words Handwriting

Practise your weekly spelling words.

the

that

not

look

put

and

with

then

don't

could

## Friday – The Naughty Chimpanzee

This is Charlie:




Charlie escaped yesterday from the zoo and the zookeepers can't find him anywhere? Have you seen him? Oh no, he is in your house. Charlie the chimpanzee is a rather cheeky chappy. He never does what he is told and is always causing havoc, unlike you guys at home, I hope!

Now, I would like you to write about his adventures. What mischief might Charlie cause? Will the zookeepers ever catch him?

## Week 2

### Monday – Charlie the Chimpanzee is caught

Finally, the zookeepers have found Charlie hiding in your house. They now need to get him back to the zoo and in the chimpanzee enclosure. However, I think Charlie might have other ideas...



Can you write about what Charlie the Chimpanzee does when he sees the zookeepers? Is he a good monkey and does he go straight back to the zoo or does he have other plans?


## Tuesday – Reading Comprehension

Read the story 'The Zoo Vet' and answer the questions.

# The Zoo Vet

On Monday, George the giraffe visited the vet. He had a sore throat. The vet gave George some medicine and a scarf to wrap around his neck.

Thanks to the vet, the patient soon began to feel much better.



On Tuesday, Fatima the flamingo visited the vet. She had a broken wing. The vet bandaged Fatima's wing and put it into a sling.

Thanks to the vet, the patient soon began to feel much better.

On Wednesday, Cam the chameleon visited the vet. He had a temperature. The vet put a cool flannel on Cam's head and gave him plenty of water to drink.

Thanks to the vet, the patient soon began to feel much better.



On Thursday, Eric the elephant visited the vet. He had a cold. The vet gave Eric a big hankie and a hot-water bottle.

Thanks to the vet, the patient soon began to feel much better.



On Friday, Tori the tiger visited the vet. She had a thorn stuck in her paw. The vet pulled the thorn out of Tori's paw and wrapped it in a bandage.

Thanks to the vet, the patient soon began to feel much better.

Oh no! On Saturday, it was the vet who was feeling poorly!

On Sunday, he put some cream on his spots and got plenty of rest...





...and soon began to feel much better!



# Questions

1. Where does the vet work? Tick **one**.

- ☐ a farm
- ☐ a park
- ☐ a zoo

2. Who does the vet help first? Tick **one**.

- ☐ George the giraffe
- ☐ Eric the elephant
- ☐ Cam the chameleon


3. How does the vet help Tori the tiger? Name **one** thing.

---

---

4. Draw a line to match the animals to the day they visited the vet. The first one has been done for you.

Tori the tiger	Tuesday
Fatima the flamingo	Monday
Cam the chameleon	Wednesday
George the giraffe	Friday
Eric the elephant	Thursday



5. Complete this sentence.

On Saturday, it was the \_\_\_\_\_ who was feeling poorly!

nurse

animals

vet

Name: \_\_\_\_\_



Look and say



going

where

would

or

took

school

think

home



Look, say and write



Cover and write



Date: \_\_\_\_\_



# First 100 High Frequency Words Handwriting

Practise your weekly spelling words.

a

all

were

come

house

to

we


go

will

old

## Friday – Animals Acrostic

Time to write an acrostic poem. Using the first letters below can you think of a word/sentence to name or describe animals. i.e A – antelopes, N – naughty monkeys and so on. If you are unsure what to do see example below.



A

N

I

M

A

L

S

## Phase 2 Sound Mat



## Phase 3 Sound Mat



## Phase 5 Sound Mat



