

Pendragon Class

English




Learning Pack

English

We have broken down the English Tasks in to three main areas as: Phonics and Reading, Handwriting and Writing. I would suggest trying to read and do a phonics activity every day, if possible. Then choosing one other activity either Maths or English per day. Please feel free to do more if you and your child would like to do so. We hope you enjoy the tasks we have set for you.

Our book this time is:

The Gingerbread Man



Video of book: <https://www.youtube.com/watch?v=H0uV6nWxO-w&t=25s&safe=active>

Phonics and Reading:

Have look at these sounds:

i_e, a_e, u_e, o_e, e_e

Have a look at these tricky words:

could, people, their, asked, called

Be a sound detective!

Find a book, magazine, newspaper, leaflet – anything with words on! How many words have these sounds in?:

i_e, a_e, u_e, o_e, e_e

When you have found them can you write them down.

Funky sound writing

Practise writing your sounds using different things around your home.

What could you use? Paint, mud, icing sugar, chalk and so on...

Tricky Word Wizards

Can you be a tricky word wizard? Can you spot and write your tricky words down?

Reading

Please continue to read your school reading books at home. But if you need new books please use the Oxford Owl Website for fantastic EBooks.

<https://www.oxfordowl.co.uk/for-home/find-a-book/library-page>

Handwriting:

Please can you practise joining your handwriting on the sheets attached.

English Writing Tasks

All we ask is that you have a really good go. Please try to remember all the amazing writing skills you have learnt at school.

Do not forget your big 3 when writing sentences:

1. Capital letters
2. Finger spaces
3. Full stops

I also expect to see: expanded noun phrases, capital letters for names and places and the correct suffixes (ed, ing etc).

Try to make sure that your writing is as interesting and as exciting as you can make it. Using super words to describe. Above all have fun writing!

We have attached a phonics sound sheet to help to you to remember to use your phonics in your writing.

Task 1 - Story Map the Story

Can you use a story map to map out the order of the story, starting from the beginning?

Draw six pictures on the story map and then underneath write a little sentence to describe what is happening in that part of the story.

See Story map template attached below.

Task 2 - Character Description

Can you write a description of the main character: The Gingerbread Man?



Watch the story: <https://www.youtube.com/watch?v=H0uV6nWxO-w&t=25s&safe=active>

Please can you try to write your description of the Gingerbread Man in full sentences. We have attached a word mat of words you could use to describe. Have fun thinking of great words!

Task 3 - Rewrite the story in order

Can you rewrite the story of the Gingerbread Man in order using your super story maps to help you?

We have attached some lovely paper for you to write on.

Task 4-

Make up an alternative ending for the story. How else could the story finish?

Task 5 – Complete the attached book review on The Gingerbread Man.

Extra task: Reading comprehension –Please try and answer the questions attached

Handwriting

she

have

big

oh

here

is

went

when

about

off

for

be

it's

got

asked

at

like

see

their

saw

Story Map Template

--	--	--

--	--	--

Character Description



happy



angry



ugly



beautiful



tall



small



scary



wicked



handsome



strange



colourful



silly

caring

rude

friendly

sly

evil

clever

kind

honest

nasty

gently

pretty

cross

grumpy

horrible

brave

shy

mean

noble

polite

wise

calm

bold

helpful

smart

furious

cunning

unkind

cruel

charming

clumsy

odd

bored

young

old

nervous

lazy

Phase 2 Sound Mat



Phase 3 Sound Mat



Phase 5 Sound Mat







Handwriting practice lines consisting of ten horizontal lines, each with a dashed midline for letter height guidance.



A book review by: _____

Book title: _____

What is the book about?

Who are the main characters?

Where is the story set?

What did you like about this book?

Rating:



Draw your favourite part of the story.

A large, empty rectangular box with rounded corners, intended for a user to draw their favorite part of the story.

Reading comprehension

Once upon a time, there lived a little old woman and a little old man. One day, the little old woman made a gingerbread man. But when she opened the oven, he ran away! The little old woman and the little old man ran after him yelling, "Stop! Stop!" but they could not catch him. The gingerbread man said, "Run, run, as fast as you can! You can't catch me, I'm the gingerbread man!"



The gingerbread man came to a cat. "Stop! You look good enough to eat!" said the cat and chased him. The gingerbread man said, "Run, run, as fast as you can! You can't catch me, I'm the gingerbread man!"



He came to a dog. "Stop! You look good enough to eat!" said the dog and chased him. The gingerbread man said, "Run, run, as fast as you can! You can't catch me, I'm the gingerbread man!"



He came to a cockerel. "Stop! You look good enough to eat!" said the cockerel and chased him. The gingerbread man said, "Run, run, as fast as you can! You can't catch me, I'm the gingerbread man!"



He came to a pig. "Stop! You look good enough to eat!" said the pig and chased him. The gingerbread man said, "Run, run, as fast as you can! You can't catch me, I'm the gingerbread man!"



He came to a cow. "Stop! You look good enough to eat!" said the cow and chased him. The gingerbread man said, "Run, run, as fast as you can! You can't catch me, I'm the gingerbread man!"



He came to a horse. "Stop! You look good enough to eat!" said the horse and chased him.

The gingerbread man said, "Run, run, as fast as you can! You can't catch me, I'm the gingerbread man!"




He came to a boy. "Stop! You look good enough to eat!" said the boy and chased him.


The gingerbread man said, "Run, run, as fast as you can! You can't catch me, I'm the gingerbread man!"



He came to a girl. "Stop! You look good enough to eat!" said the girl and joined in the chase. He ran until he came to a river. He stopped, as he could not swim!



Just then, a fox came by. "I can help you cross the river," said the fox. "Hop onto my tail." The gingerbread man saw the others coming and didn't want to be eaten, so he jumped on. When he began to get wet, the fox said, "Climb onto my back," so he did. The water got deeper. The fox said, "Jump onto my nose." So he did. Just then, the fox tipped back his head and the gingerbread man flew into the air. The fox opened his mouth and SNAP! That was the end of the gingerbread man.



The Gingerbread Man Questions

1. What did the gingerbread man do when the little old lady opened the oven door?

2. Which characters started chasing the gingerbread man at the beginning?

3. Who did the gingerbread man come to next?

4. What did the gingerbread man say over and over again?

5. What did each of the characters say when they saw the gingerbread man?

6. Who was the last character to chase the gingerbread man?

7. Why did everyone want to catch the gingerbread man?
