

Pendragon Class Year 1&2 Booster Pack














































Task 1

Look at the picture below and write a description of what you can see. Imagine you are there and think about what you might hear and feel.



Task 2

Complete the table. Look at each picture and write the word containing the split digraph.

o-e		e-e		u-e		a-e		i-e	
									
									
									
									
									

Split Digraphs Table

Task 3

Fill in the words with split digraphs



Tom dug a hole in the garden with a



After the match, the score was



Lucy went to the park to go on the



The Queen sat on her



My birthday is in



Anna went on holiday in a



The party had a fancy dress



It is too windy to fly a



There is a key on the end of the



The angry man was very

throne

theme

rude

plane

even

slide

June

spade

kite

rope

Task 4

Read the song **On a Cold and Frosty Morning** and answer the following questions.

(Sing to the tune of 'Here We Go Round the Mulberry Bush'.)

This is the way we wrap up warm,
Wrap up warm, wrap up warm.

This is the way we wrap up warm,
On a cold and frosty morning.

First we put on a nice warm coat,
Nice warm coat, nice warm coat.

First we put on a nice warm coat,
On a cold and frosty morning.

Then we put on a nice, long scarf,
A nice, long scarf, a nice, long scarf.

Then we put on a nice, long scarf,
On a cold and frosty morning.

Next we put on a woolly hat,
A woolly hat, a woolly hat,

Next we put on a woolly hat,
On a cold and frosty morning.

Then we put on our soft, warm gloves,
Soft, warm gloves, soft, warm gloves.

Then we put on our soft, warm gloves,
On a cold and frosty morning.

Now we can go outside to play,
Outside to play, outside to play.

Now we can go outside to play,
On a cold and frosty morning.



1. Number the boxes 1-6 to show the order these things happened in the song.

☐ put on a woolly hat

☐ go out to play

☐ put on a coat

☐ put on a scarf

☒ 1 wrap up warm

☐ put on gloves

2. Why do you think that the poet keeps repeating the phrase 'On a cold and frosty morning'?

3. Find and copy **two** adjectives from the song which describe gloves.

- ---
- ---

4. What is your favourite part of the song and why?

5. What do you think would happen next, now that they can go outside to play? Can you write the next verse of the song, following the same pattern?

On a cold and frosty morning.

-

Task 5

Snowflakes Suffixes

Choose from the snowflake suffixes below and add the correct suffix into each wintery sentence. The first one has been done for you.



1. Winter is a time for cosiness.
2. You need to be care_____ when there is ice on the ground because it can be slippery.
3. I don't always like the cold_____ that winter can bring.
4. It's the most wonder_____ time of the year!
5. Running in the cold air leaves me breath_____.
6. I ate a big mouth_____ of fruit cake.
7. In winter, germs can spread quick_____ and can cause ill_____.
8. Building my igloo was a great achieve_____.
9. It is a freezing cold day but the sun shines bright_____.
10. I get a lot of enjoy_____ from playing in the snow.
11. The ice queen feels no fear. She is fear_____.



Maths

Task 1

Counting in Steps

Starting at zero, count in steps of each number up to the 12th step.

Count in twos

0												
----------	--	--	--	--	--	--	--	--	--	--	--	--

Count in threes

0												
----------	--	--	--	--	--	--	--	--	--	--	--	--

Count in fives

0												
----------	--	--	--	--	--	--	--	--	--	--	--	--

Count in tens

0												
----------	--	--	--	--	--	--	--	--	--	--	--	--

Challenge: Can you say the steps out loud without looking at the sheet? Can you say the third step? The sixth step? The tenth step?

Now practise saying the numbers backwards.

Task 2

Jumping in Tens

Count on in tens. The first one has been done for you.

24	34	44	54	64	74
-----------	-----------	-----------	-----------	-----------	-----------

37					
-----------	--	--	--	--	--

16					
-----------	--	--	--	--	--

2					
----------	--	--	--	--	--

Explain to your helper what is happening to each number.

Now try counting back in tens:

99					
-----------	--	--	--	--	--

63					
-----------	--	--	--	--	--

58					
-----------	--	--	--	--	--

71					
-----------	--	--	--	--	--

Task 3

Tens and Ones

Write how many tens and ones are in these numbers. The first one has been done for you.

48	<i>four tens and eight ones</i>
32	
56	
73	
21	
67	
40	
9	

Now write down the numbers that match these tens and ones.

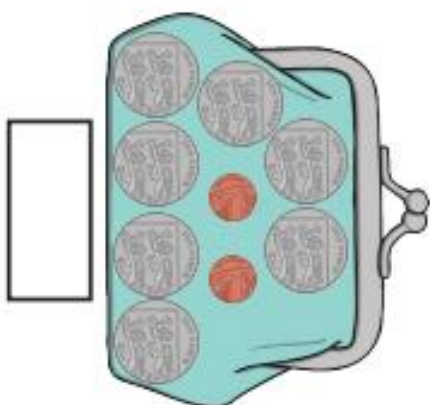
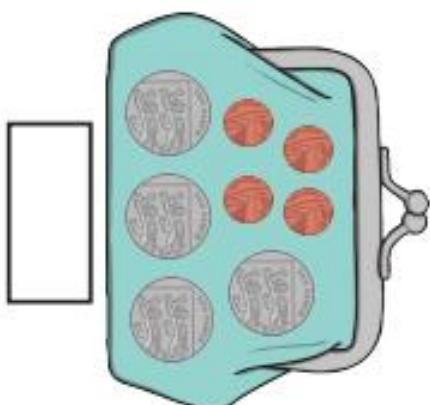
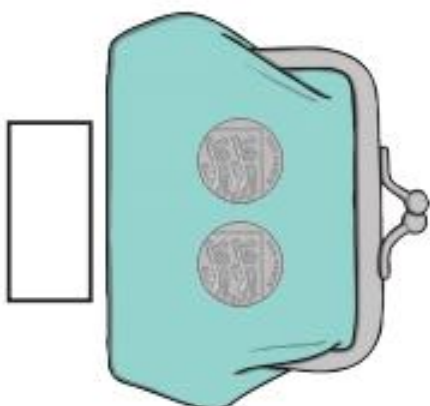
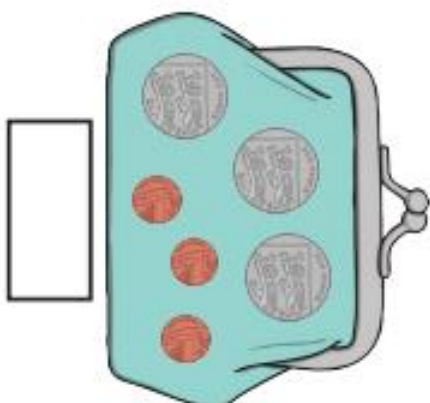
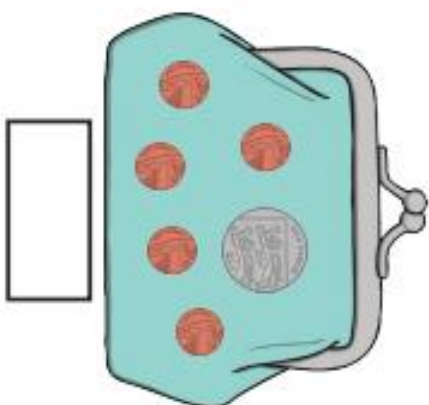
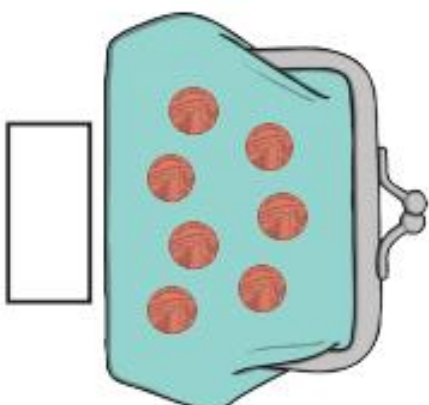
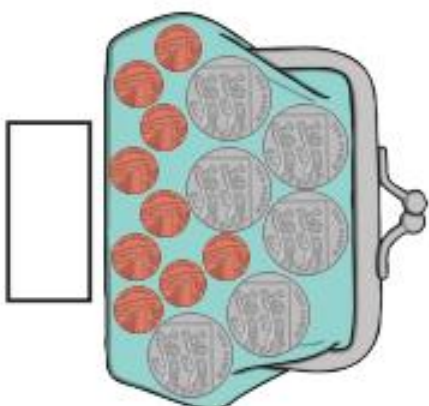
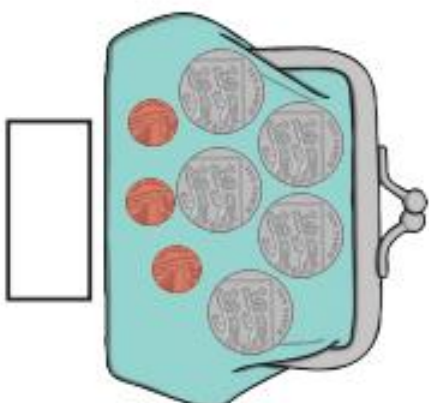
The first one has been done for you.

63	<i>six tens and three ones</i>
	<i>five tens and nine ones</i>
	<i>three tens and no ones</i>
	<i>no tens and seven ones</i>
	<i>eight tens and four ones</i>
	<i>four tens and one one</i>
	<i>nine tens and nine ones</i>
	<i>one ten and six ones</i>

Task 4

Coin Counting

Each purse contains 10p and 1p coins. Use your knowledge of tens and ones to write how much money is in each purse.



Task 5

Number Square Disaster

Some of the numbers have fallen off the number square! How quickly can you put them back?

1		3	4		6	7		9	10
	12	13	14	15	16	17		19	
21				25		27	28		30
31		33	34		36	37	38	39	40
	42		44	45	46			49	
51	52	53		55		57	58	59	
61		63			66	67	68		70
71	72		74		76			79	80
	82	83	84	85		87	88	89	
91		93		95		97		99	100